



BL7158-LV LED 3W

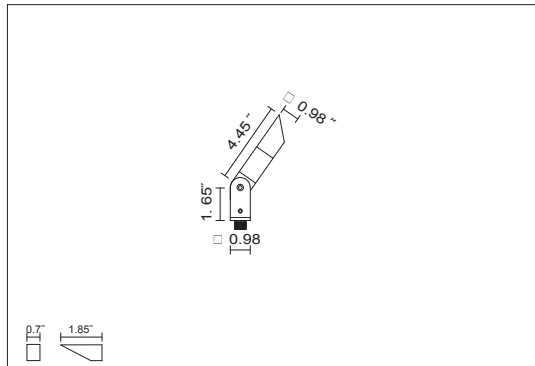
Applications

Low voltage LED mini-accent light with multiple beam patterns and retractable shrouds, 360° rotatable and 180° tiltable, ideally suited for highlighting small objects or small target surfaces. NPT 0.5" stem connects to (existing) 12V/AC junction box or optional mounting brackets. 24V/DC input voltage available for remote driver.

Specifications


Housing	Die-cast aluminum
Gasket	Silicone rubber
Front Cover	Tempered Glass
LED Optic	Polycarbonate Lens
Surface Finish	AkzoNobel powder coating
Driver Type	Constant current
Input Voltage	12V/AC, 24V/DC
Ambient Temperature	-20°C~45°C
Ingress Protection	IP65
Certifications	Listed Driver Required

Dimensions

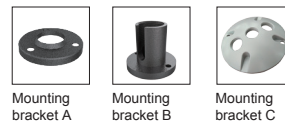


Options and Accessories

Shroud



Housing Color



Ordering Guide:

Example: **BL7158 - C3 - 4 - 15 - 80 - 12 - AS - B - S**

1	2	3	4	5	6	6	8	9
Series	Power	CCT	Beam angle	Ra	Input Voltage	Shroud	Housing Color	Accessories
BL7158-LV C3:LED 3W	3: 3000K 4: 4000K 6: 6000K	08: 8° 15: 15° 25: 25° 30: 30° 3515: H35°xV15°	80:Ra80	12: 12V/AC 24: 24V/DC	NS: No shroud AS: Angled shroud	B: Black RAL9011 W: White RAL9016 G: Gray RAL7012 Z: Mineral bronze S: Silver RAL9006	KA: Mounting bracket A KB: Mounting bracket B KC: Mounting bracket C J: Junction Box R: Remote driver S: Ground stake P: Tree strap M: Marine ambient corrosion resistance	

