

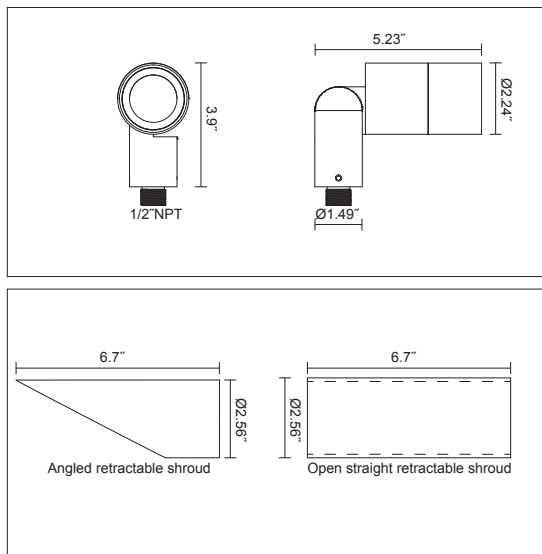


BL7016-LV LED 4W, 7W

Applications

Low voltage LED accent light with multiple beam patterns and retractable shrouds, 360° rotatable and 180° tiltable, ideally suited for accent lighting. NPT 0.5" stem connects to (existing) 12V/AC junction box or optional mounting brackets. 24V/DC input voltage available for remote driver.

















Dimensions



Specifications

Housing	Die-cast aluminum
Gasket	Silicone rubber
Front Cover	Tempered Glass
LED Optic	Polycarbonate Lens
Surface Finish	AkzoNobel powder coating
Driver Type	Constant current
Input Voltage	12V/AC, 24V/DC
Ambient Temperature	-20°C~45°C
Ingress Protection	IP65
Certifications	Listed Driver Required

Options and Accessories

Shroud	 No shroud	 Angled retractable shroud	 Open straight retractable shroud		
Housing Color	 Black RAL9011	 White RAL9016	 Gray RAL7012	 Mineral bronze	 Silver RAL9006
	 Tree strap	 Ground stake	 Horizontal spread for junction box	 Honeycomb Louver	
	 Mounting bracket A	 Mounting bracket B	 Mounting bracket C	 Junction Box	

Ordering Guide:

Example: BL7016-LV - C4 - 4 - 25 - 80 - 12 - NS - B - S

1 Series	2 Power	3 CCT	4 Beam angle	5 Ra	6 Input Voltage	7 Shroud	8 Housing Color	9 Accessories
BL7016-LV	C4: LED 4W C7: LED 7W	3: 3000K 4: 4000K 6: 6000K R: Red G: Green B: Blue	10: 10° 15: 15° 25: 25° 35: 35° 45: 45° 3012: H30°xV12°	80: Ra80	12: 12V/AC 24: 24V/DC	NS: No shroud AS: Angled shroud OS: Open straight shroud	B: Black RAL9011 W: White RAL9016 G: Gray RAL7012 Z: Mineral bronze S: Silver RAL9006	KA: Mounting bracket A KB: Mounting bracket B KC: Mounting bracket C J: Junction Box R: Remote driver S: Ground stake P: Tree strap H: Honeycomb Louver M: Marine ambient corrosion resistance

